

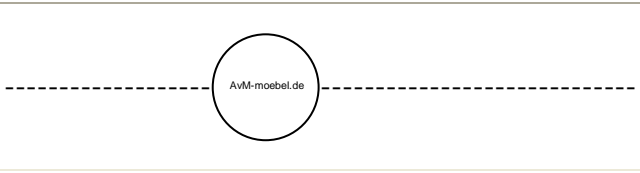
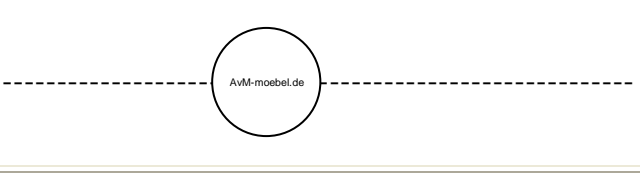
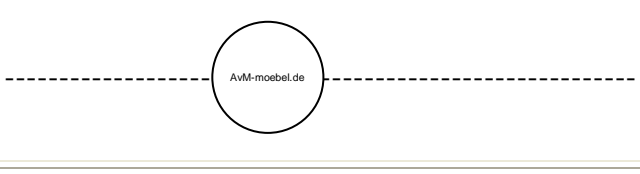
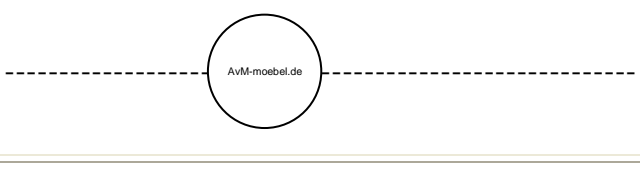
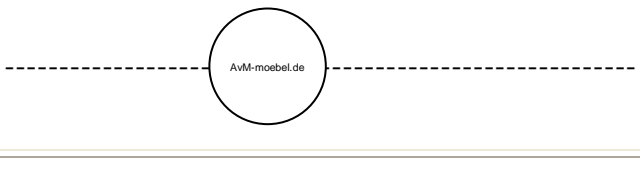
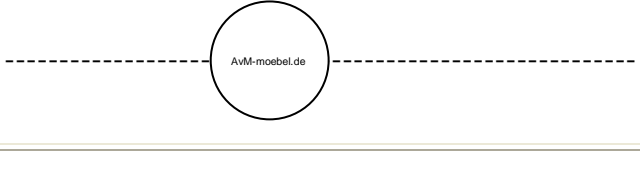
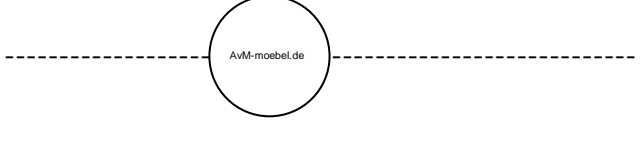
Drucken Sie diese Schablone aus. Prüfen Sie ob das Druckgrößenverhältnis richtig ist. Messen Sie den 15 mm und den 21 mm Kreis der Ringgröße 66 nach. Ermitteln Sie nun Ihre Ringgröße.

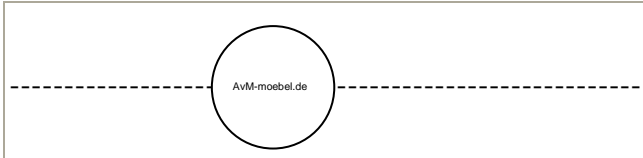
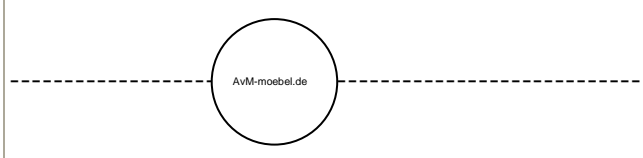
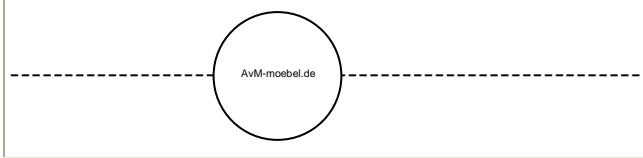
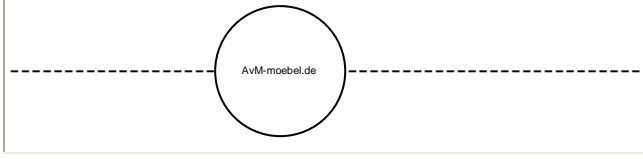
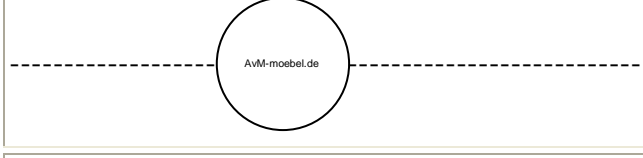
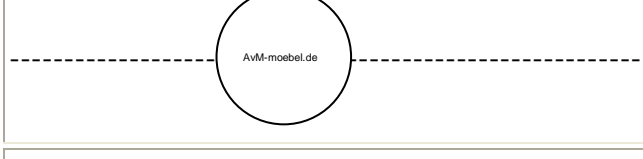
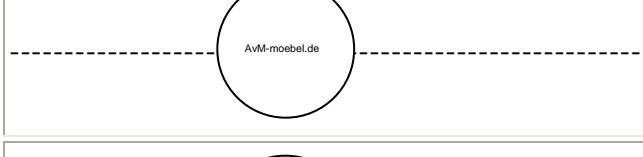
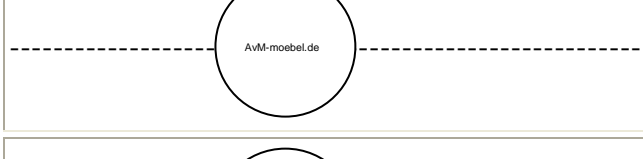

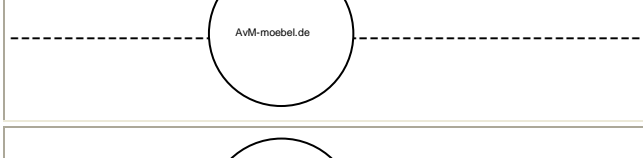

entweder Sie

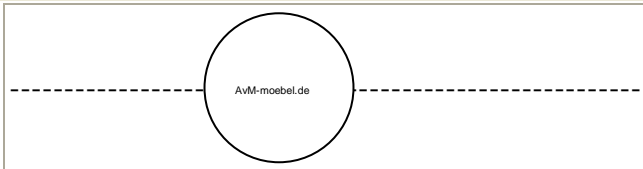
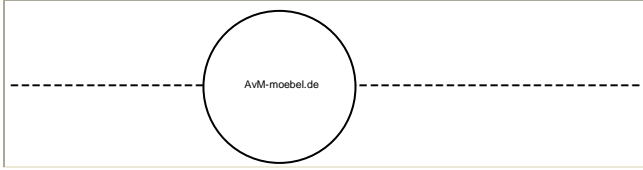
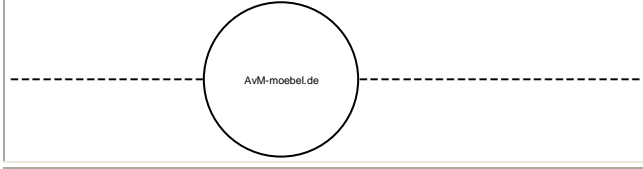
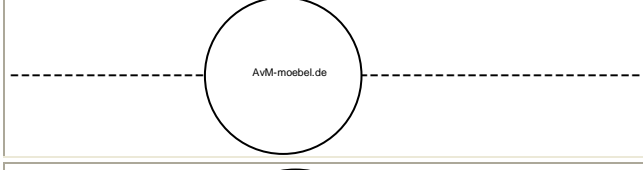
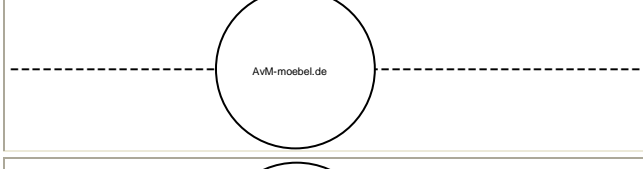
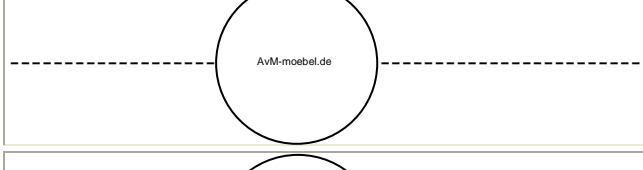
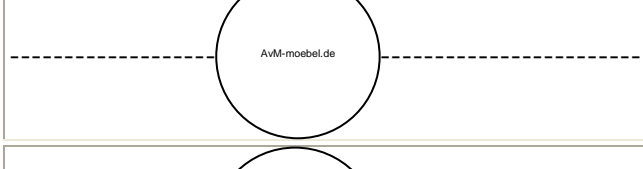
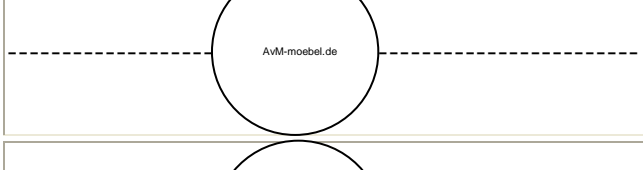
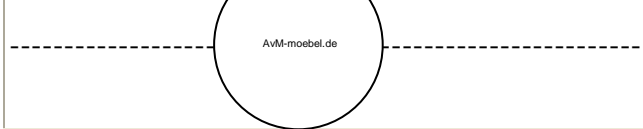
- nehmen einen Ring der Ihnen gut passt
- legen diesen auf den Kreis
- und vergleichen den Innendurchmesser Ihres Ringes mit dem Kreis
- sind diese gleich groß
- notieren Sie rechts Ihre Ringgröße

oder

- Sie falten den Kreis in der gestrichelten Linie
- schneiden den Kreis aus
- halten das Papier an den Finger
- Papierring sollte schramm am Finger liegen
- Sie haben den passenden Kreis herausgefunden
- notieren Sie rechts Ihre Ringgröße

Ring - Ø Innendurchmesser	Ø Innendurchmesser in mm	Umfang in mm	Deutsche Ringgröße Nr.
	14,00	43,98	44
	14,30	44,92	45
	14,70	46,18	46
	15,00	47,12	47
	15,30	48,07	48
	15,60	49,01	49
	15,90	49,95	50

	16,20	50,89	51
	16,60	52,15	52
	16,90	53,09	53
	17,20	54,04	54
	17,50	54,98	55
	17,80	55,92	56
	18,10	56,86	57
	18,45	57,96	58
	18,80	59,06	59
	19,10	60,00	60
	19,40	60,95	61

	19,70	61,89	62
	20,10	63,15	63
	20,40	64,09	64
	20,70	65,03	65
	21,00	65,97	66
	21,30	66,92	67
	21,60	67,86	68
	22,00	69,12	69
	22,30	70,06	70